



BHORUKA
THE ALUMINIUM ARCADE

To,
Manager (CRD)
Bombay Stock Exchange Limited,
Phiroze Jeejeebhoy Towers,
Dalal Street,
Mumbai - 400 001

10th October, 2012

Dear Sir,

Scrip Code: 506027

Sub.: Submission of Share Holding pattern for the quarter ended 30th September, 2012


Pursuant to Clause 35 of the Listing Agreement, please find enclosed herewith Share holding pattern for the quarter ended on 30th September, 2012.

Kindly take the same on your record.

Thanking you,

Yours faithfully,

For Bhoruka Aluminium Limited


(R.K. Aggarwal)
Managing Director



Encl.:A/a

ISO 9001


BUREAU VERITAS
Certification**BHORUKA**

THE ALUMINIUM ARCADE

(1)(a) STATEMENT SHOWING SHAREHOLDING PATTERN IN CLAUSE-35

NAME OF THE COMPANY: BHORUKA ALUMINIUM LIMITED			
SCRIP CODE:	506027	Name of the Scrip: BHRKALM	
Class of Security:	Equity		
QUARTER ENDED:	30/09/2012		
Partly paid-up shares	No. of partly paid-up shares	As a % of total no. of partly paid-up shares	As a % of total no. of shares of the Company.
Held by promoter/promoter group	0	0	0
Held by Public	0	0	0
Total:	0	0	0
Outstanding convertible securities:	No. of outstanding securities	As a % of total no. of outstanding convertible securities.	As a % of total no. of shares of the Company assuming full conversion of the convertible securities
Held by promoter/promoter group	0	0	0
Held by Public	0	0	0
Total:	0	0	0
Warrants:	No. of warrants	As a % of total no. of warrants	As a % of total no. of shares of the Company, assuming full conversion of warrants
Held by promoter/promoter group	0	0	0
Held by Public	0	0	0
Total:	0	0	0
Total paid-up capital of the Company, assuming full conversion of warrants and convertible securities	54942142 Equity shares of Rs. 10/- each		

For Bhoruka Aluminium Limited


 (R.K. Aggarwal)
 Managing Director


CATEGORY CODE	CATEGORY OF SHAREHOLDER	NO OF SHAREHOLDERS	TOTAL NUMBER OF SHARES	NO OF SHARES HELD IN DEMATERIALIZED FORM	TOTAL SHAREHOLDING AS A % OF TOTAL NO OF		SHARES PLEDGE OR OTHERWISE ENCUMBERED	
					AS a PERCENTAGE of (A+B)	As a PERCENTAGE of (A+B+C)	NUMBER OF SHARES	AS a PERCENTAGE (IX)=(VIII)/(IV)*100
(I)	(II)	(III)	(IV)	(V)	(VI)	(VII)	(VIII)	(IX)
(A)	PROMOTER AND PROMOTER GROUP							
(1)	INDIAN							
(a)	Individual /HUF	6	13025162	13025162	25.04	23.71	0	0.00
(b)	Central Government/State Government(s)	0	0	0	0.00	0.00	0	0.00
(c)	Bodies Corporate	2	5526376	5526376	10.62	10.06	0	0.00
(d)	Financial Institutions / Banks	0	0	0	0.00	0.00	0	0.00
(e)	Others	0	0	0	0.00	0.00	0	0.00
	Sub-Total A(1) :	8	18551538	18551538	35.66	33.77	0	0.00
(2)	FOREIGN							
(a)	Individuals (NRIs/Foreign Individuals)	0	0	0	0.00	0.00	0	0.00
(b)	Bodies Corporate	0	0	0	0.00	0.00	0	0.00
(c)	Institutions	0	0	0	0.00	0.00	0	0.00
(d)	Qualified Foreign Investor	0	0	0	0.00	0.00	0	0.00
(e)	Others	0	0	0	0.00	0.00	0	0.00
	Sub-Total A(2) :	0	0	0	0.00	0.00	0	0.00
	Total A=A(1)+A(2)	8	18551538	18551538	35.66	33.77	0	0.00
(B)	PUBLIC SHAREHOLDING							
(1)	INSTITUTIONS							
(a)	Mutual Funds /UTI	0	0	0	0.00	0.00		
(b)	Financial Institutions /Banks	0	0	0	0.00	0.00		
(c)	Central Government / State Government(s)	0	0	0	0.00	0.00		
(d)	Venture Capital Funds	0	0	0	0.00	0.00		
(e)	Insurance Companies	0	0	0	0.00	0.00		
(f)	Foreign Institutional Investors	2	2158125	2158125	4.15	3.93		
(g)	Foreign Venture Capital Investors	0	0	0	0.00	0.00		
(h)	Qualified Foreign Investor	0	0	0	0.00	0.00		
(i)	Others	0	0	0	0.00	0.00		
	Sub-Total B(1) :	2	2158125	2158125	4.15	3.93		
(2)	NON-INSTITUTIONS							
(a)	Bodies Corporate	217	10152017	10147467	19.51	18.48		
(b)	Individuals							
	(i) Individuals holding nominal share capital upto Rs.1 lakh	7290	6991312	6352102	13.44	12.72		
	(ii) Individuals holding nominal share capital in excess of Rs.1 lakh	343	13663526	13507967	26.26	24.87		
(c)	Others							
	NON RESIDENT INDIANS	27	320885	320885	0.62	0.58		
	CLEARING MEMBERS	19	184739	184739	0.36	0.34		
(d)	Qualified Foreign Investor	0	0	0	0.00	0.00		
	Sub-Total B(2) :	7896	31312479	30513160	60.19	56.99		
	Total B=B(1)+B(2) :	7898	33470604	32671285	64.34	60.92		
	Total (A+B) :	7906	52022142	51222823	100.00	94.69		
(C)	Shares held by custodians, against which Depository Receipts have been issued							
(1)	Promoter and Promoter Group							
(2)	Public	1	2920000	2920000	5.61	5.31		
	GRAND TOTAL (A+B+C) :	7907	54942142	54142823	100.00	100.00	0	0.00

For Boruka Aluminium Limited

(R.K. Aggarwal)
Managing Director


(I)(b) Statement showing holding of securities (including shares, warrants, convertible securities) of persons belonging to the category "Promoter and Promoter Group"											
Sr.No	Name of the Shareholder	Details of Shares held		Encumbered shares [*]			Details of Warrants		Details of convertible securities		Total Shares (including underlying shares assuming full conversion of warrants and convertible securities) as a % of diluted share capital
		No. of Shares held	As a % of grand total (A)+(B)+(C)	Pledge Shares	AS a percentage	AS a % of grand total (A) + (B) + (C) of sub-clause (I)(a)	Number of warrants held	As a % total number of warrants of the same class	Number of convertible securities held	As a % total number of convertible securities of the same class	
(I)	(II)	(III)	(IV)	(V)	(VI)=[V]/(III)*100	(VII)	(VIII)	(IX)	(X)	(XI)	(XII)
1	RAJKUMAR AGGARWAL	3658282	6.66	0	0.00	0.00	0	0.00	0	0.00	6.66
2	ROCKSTRONG INVESTMENTS PVT LTD	2806666	5.11	0	0.00	0.00	0	0.00	0	0.00	5.11
3	SUNBRIGHT INVESTMENTS PVT LTD	2719710	4.95	0	0.00	0.00	0	0.00	0	0.00	4.95
4	URMILA AGGARWAL	2509146	4.57	0	0.00	0.00	0	0.00	0	0.00	4.57
5	RAJAT AGARWAL	2488000	4.53	0	0.00	0.00	0	0.00	0	0.00	4.53
6	RAJKUMAR AGGARWAL	2425360	4.41	0	0.00	0.00	0	0.00	0	0.00	4.41
7	TANUSHREE HAZARIKA AGARWAL	1120374	2.04	0	0.00	0.00	0	0.00	0	0.00	2.04
8	UTSAV AGARWAL	824000	1.50	0	0.00	0.00	0	0.00	0	0.00	1.50
	TOTAL :	18551538	33.77	0	0.00	0.00	0	0.00	0	0.00	33.77

For Boruka Aluminium Limited


 (R.K. Aggarwal)
 Managing Director

Statement showing holding of securities (including shares, warrants, convertible securities) of persons belonging to the category "Public" and holding more than 1% of the total number of shares								
Sr.No.	Name of the shareholder	Number of shares held	Shares as a percentage of total number of shares (i.e., Grant total (A)+(B)+(C) Indicated in Statement at para (i)(a) above)	Details of warrants		Details of convertible securities		Total shares (including underlying shares assuming full conversion of warrants and convertible securities) as a % of diluted share capital)
				Number of warrants held	As a % total number of warrants of the same class	Number of convertible securities held	number of convertible securities of the same class	
1	KAKTI TRADING AND COMMERCIALS PVT LTD	2200000	4.00	0	0.00	0	0.00	4.00
2	TRANSAL ENTERPRISES PRIVATE LIMITED	1701526	3.10	0	0.00	0	0.00	3.10
3	INDIA FOCUS CARDINAL FUND	1247925	2.27	0	0.00	0	0.00	2.27
4	SUKHY COMMERCIAL AND TRADING PRIVATE LTD.	1076308	1.96	0	0.00	0	0.00	1.96
5	KBC ALDINI CAPITAL MAURITIUS LIMITED	910200	1.66	0	0.00	0	0.00	1.66
TOTAL :		7135959	12.99	0	0.00	0	0.00	12.99

For Boruka Aluminium Limited


 (R.K. Aggarwal)
 Managing Director

Statement showing holding of securities (including shares, warrants, convertible securities) of persons (together with PAC) belonging to the category (I)(c)(ii) "Public" and holding more than 5% of the total number of shares of the company								
Sr.No.	Name(s) of the shareholder(s) and the Persons Acting in Concert (PAC) with them	Number of shares held	Shares as a percentage of total number of shares (i.e., Grant total (A)+(B)+(C) indicated in Statement at para (I)(a) above)	Details of warrants		Details of convertible securities		Total shares (including underlying shares assuming full conversion of warrants and convertible securities) as a % of diluted share capital)
				Number of warrants held	As a % total number of warrants of the same class	Number of convertible securities held	% w.r.t total number of convertible securities of the same class	
	Nil	0	0.00	0	0.00	0	0.00	0.00
	TOTAL :	0	0.00	0	0.00	0	0.00	0.00

For Boruka Alumlnjum Limited


 (R.K. Aggarwal)
 Managing Director

(I)(d)	STATEMENT SHOWING DETAILS OF "LOCKED-IN SHARES"		
SL NO	NAME OF THE SHAREHOLDER	NO OF SHARES	PERCENTAGE
1	ROCKSTRONG INVESTMENTS PVT LTD	1450000	2.64
2	SUNBRIGHT INVESTMENTS PVT LTD	1124000	2.05
3	TANUSHREE HAZARIKA AGARWAL	1120374	2.04
4	URMILA AGGARWAL	700000	1.27
5	SUNBRIGHT INVESTMENTS PVT LTD	610444	1.11
6	RAJAT AGARWAL	600000	1.09
7	RAJKUMAR AGGARWAL	531294	0.97
8	ROCKSTRONG INVESTMENTS PVT LTD	250000	0.46
	TOTAL :	6386112	11.62

For Boruka Aluminium Limited


 (R.K. Aggarwal)
 Managing Director

(II)(a) STATEMENT SHOWING DETAILS OF DEPOSITORY RECEIPTS (DRS)				
Sr.No.	Type of outstanding DR (ADRs,GDRs,SDRs,etc.)	Number of outstanding DRs	Number of shares underlying outstanding DRs	Shares underlying outstanding DRs as a percentage of total number of shares (i.e., Grand Total (A)+(B)+(C) indicated in Statement at Para(I)(a) above)
1	GDR	2920000	2920000	5.31
	TOTAL :	2920000	2920000	5.31

For Boruka Aluminium Limited


 (R.K. Aggarwal)
 Managing Director



Statement showing Holding of Depository Receipts (DRs), where underlying shares held by "Promoter/Promoter group" are in excess of 1% of the total number shares.				
(II)(b)				
Sr.No.	Name of the DR Holder	Type of outstanding DR (ADRs,GDRs,SDRs, etc.)	Number of shares underlying outstanding DRs	Shares underlying outstanding DRs as a percentage of total number of shares {i.e., Grand Total (A)+(B)+(C) indicated in Statement at para(I)(a) above}
	Nil		0	0.00
	TOTAL :		0	0.00

For Boruka Aluminium Limited

(R.K. Aggarwal)
Managing Director

